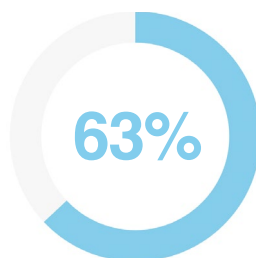


of attendees were **“extremely satisfied”** or **“satisfied”** by the quality of the event

97.5%

of attendees found the event **“very easy”** or **“easy”** to access

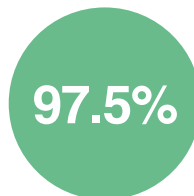
97.5% of attendees **would recommend** the event to a colleague or friend



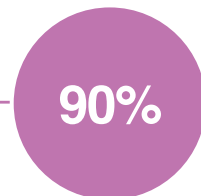
of attendees over 50, BAME attendees, non-binary & genderfluid attendees **felt more supported** after the event, the rest reported no change

94.2%

of attendees felt that they had **increased their knowledge** by coming to the event



of attendees said that the event **felt like a safe space**



of attendees came away from the event feeling **more confident** with the issues covered



of LBT women who attended the events left feeling like they belonged more in the LBT community, the rest reported no change

463 sign-ups across our **15** events

These figures are taken from 122 responses to our feedback form for LBT Women's Health Week.